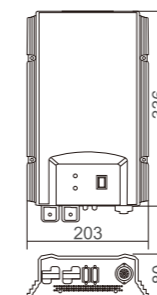


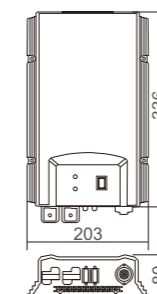
High Technology True Sine Wave Inverter and Intelligent Transfer Box



TSW 700

TSW 700 Basic

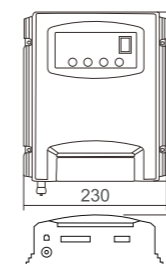
- System voltage : 12V
- Continuous power : 600W / 700W 30'
- AC output voltage : 230Vac
- Output frequency : 50Hz
- Maximum Efficiency : 92%
- Display : 2 coloured LED for showing operation and fault messages
- Application : Solar home system, Telecommunications, Recreational Vehicles, High Power Rural Electrification projects
- Dimension : 203 X 336 X 80 mm
- Weight : 2.4kg



TSW 1500

TSW 1500 Basic

- System voltage : 24V
- Continuous power : 1200W/1500W 30'
- AC output voltage : 230Vac
- Output frequency : 50Hz
- Maximum Efficiency : 94%
- Display : 2 coloured LED for showing operation and fault messages
- Application : Solar home system, Telecommunications, Recreational Vehicles, High Power Rural Electrification projects
- Dimension : 203 X 336 X 80 mm
- Weight : 3.2kg



STA 030

Intelligent Transfer Box

- Three AC input / output with intelligent control
- Wide AC input range voltage : 90 to 250 Vac, 50 / 60Hz
- 30 Amp output breaker
- Maximum Current : 30 Amps each switch
- 3 Input / Output automatically driven by Microprocessor
- Suitable to deliver the solar energy to your house to offset your electricity bill
- Suitable as emergency during outage of electricity to have your home and office safely energized