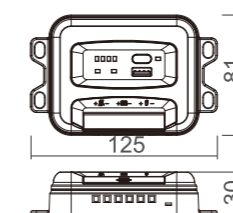


Intelligent Solar Controller

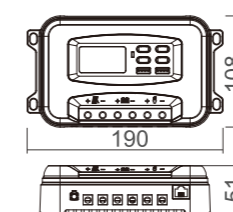
SCE PWM series



SCE 010

10A Solar Charger

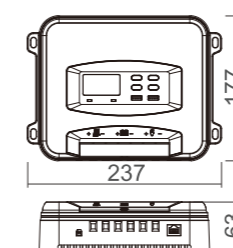
- Module Current : 10A PWM
- Max PV input Voltage : 50V
- Max PV input power :
12V : 150W
24V : 300W
- System voltage: 12V / 24V
- USB output : 5V 2.4A
- Battery mode : SLA / AGM / LiFePO4 (12V only)
- Dimension : 125 X 81 X 30 mm
- Weight : 130g



SCE 030

30A Solar Charger

- Module Current : 30A PWM
- Max PV input Voltage : 50V
- Max PV input power :
12V : 450W
24V : 900W
- System voltage : 12V / 24V
- USB output : 5V 2.4A
- Battery mode : SLA / AGM / LiFePO4 (12V only)
- Wifi module : Optional
- LCD display
- Dimension : 190 X 108 X 51 mm
- Weight : 560g



SCE 050

50A Solar Charger

- Module Current : 50A PWM
- Max PV input Voltage : 100V
- Max PV input power :
12V : 750W
24V : 1500W
36V : 2250W
48V : 3000W
- System voltage : 12V / 24V / 36V / 48V
- USB output : 5V 2.4A
- Battery mode : SLA / AGM / LiFePO4 (12V only)
- Wifi module : Optional
- LCD display
- Dimension : 237 X 177 X 63 mm
- Weight : 1120g

