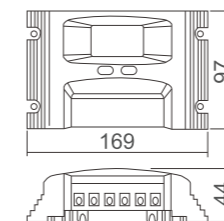
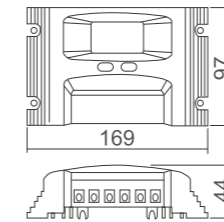
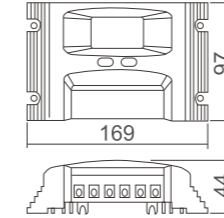


Solar Controller LCD display



ISC 1520

Maxi ISC 15 Plus



- Module current : 15A
- Max.input power : 225Wp
- System voltage : 12V
- Display : LCD display for operation states, SOC, fault
- Dimension : 169 X 97 X 44 mm
- Weight : 350g

ISC 3010

Maxi ISC 30 Plus



- Module current : 30A
- Max.input power : 450Wp
- System voltage : 12V
- Display : LCD display for operation states, SOC, fault
- Dimension : 169 X 97 X 44 mm
- Weight : 350g

ISC 3020

Maxi ISC 30 StarPlus



- Module current : 30A
- Max.input power : 450Wp/900Wp
- System voltage : 12V/24V auto detection
- Display : LCD display for operation states, SOC, fault
- Dimension : 169 X 97 X 44 mm
- Weight : 350g